



WATERING GUIDE





Lawns:

 **Spring** 1-1^{1/2} inches a week
 **Summer** 2-3 inches a week





Shrubs:



 **Spring** 1 inch a week
 **Summer** 2 inches a week



Trees(large):

 **Spring** 2 inches a week
 **Summer** 3 inches a week

Lawns:

 **Spring** 1-1^{1/2} inches a week
 **Summer** 2-3 inches a week

Shrubs:

Spring 1 inch a week
Summer 2 inches a week

Trees(large):

Spring 2 inches a week
Summer 3 inches a week

To figure out how long your irrigation system takes to provide one inch of water do the following test. Place a straight sided can, like a soup can, within the area your irrigation system covers. Time how long it takes to fill the can with one inch of water. Multiply the amount of time by the inches of water you need to apply. You need to water two times during a week so divide that time by two. This is how long you water or how long you set your timer. (Do this test in the lawn zone(s) as well as the planting bed zone(s). These areas often have different sprinkler heads with different application rates.)

Feel free to contact Landsystems if you have questions:
Phone: 541-382-7646 Fax: 541-389-5982
21336 Highway 20 East, Bend, OR 97701